



# Recycling Royalty

Session 2

**Teacher Guidance**

# Recycling Bin Survey

## Teacher notes

60  
Mins

### Introduction

This lesson introduces pupils to the concept of natural resources and how recycling can help them.

The big question is: How can we improve recycling at our school?

The learning outcomes are to understand:

- How well the school is set up to recycle.
- How to improve recycling at school.

This guide takes you through each slide.

### Curriculum Links KS2

#### PSHE

- L4. the importance of having compassion towards others; shared responsibilities we all have for caring for other people and living things; how to show care and concern for others.
- L5. ways of carrying out shared responsibilities for protecting the environment in school and at home; how everyday choices can affect the environment (e.g. reducing, reusing, recycling.)

#### Citizenship

- Pupils should be taught to: Take responsibility (for example, for planning and looking after the school environment; for the needs of others, such as by acting as a peer supporter, as a befriender, or as a playground mediator for younger pupils; for looking after animals properly; for identifying safe, healthy and sustainable means of travel when planning their journey to school).

### Resources

- Bin survey worksheets
- Pencils

## Timings

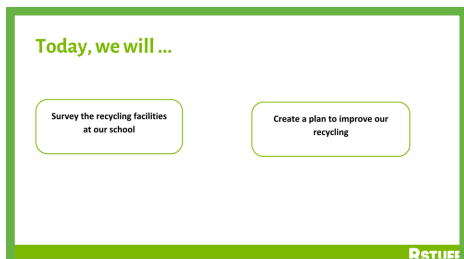
Slides 1-5	Introductory slides (Approx 5 minutes)
Slides 6	Student experiences of recycling (Approx 5 minutes)
Slides 7-10	Tips for recycling at school (Approx 2 minutes)
Slides 11	Global and national political context (Approx 3 minutes)
Slides 12-14	The survey (Approx 20 minutes)
Slides 15-16	The survey findings & action planning (25 minutes)
Slides 17	Next steps & close session (2 minutes)





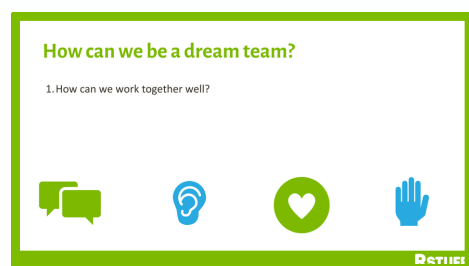
## Slide 1

Explain we are going to explore school recycling.



## Slide 2

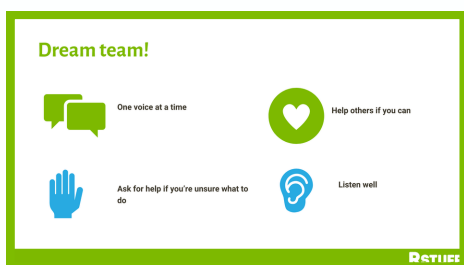
Explain what you are going to look at in the session.



## Slide 3

Say: we will be working in small groups and going outside the classroom.

Ask: How can we work well together? Take ideas.



## Slide 4

Summarise behaviours of great team work.



## Slide 5

Activate learning with a quick fire quiz.

### Think, Pair, Share

**Discuss:** How easy do you find it to recycle? What makes it easy for you to recycle? what makes it difficult?

**Challenge:** Which is the biggest problem? Be ready to say why you think this

Are there enough recycle bins?

Do you know what can be recycled?

RECYCLE

## Slide 6

Ask the pupils to share their insights.

Recycling Right is easy as  
one, two, three.

You just need...

RECYCLE

## Slides 7-10

Read through the following slides.

Since March 2025, our government has asked  
all schools to recycle  
as much of their 'stuff' as possible

RECYCLE

## Slides 11

Read through the slide to make pupils aware that the government passes laws to try and protect the environment and conserve natural resources to look after people.

Option: you could also mention that the United Nations has set 17 Sustainable Development Goals to help make the world a better place.

Number 11 -Sustainable Cities & Communities  
Number -12 Responsible consumption & production  
Number -13 Climate Action

This reiterates that there are lots of people working to make the world a better place, from political leaders and law makers to pupils in schools just like theirs.

### Time for Action!

We are going to complete a survey of how well our school is set up to recycle.

It will tell us:

- 1.What we are doing well
2. Some things we can improve to help us **recycle even more!**

RECYCLE

## Slides 12

Introduce the survey & why the school is completing it.



## Slides 13

When the pupils return to the classroom, collect the survey sheets in and explain the next steps.



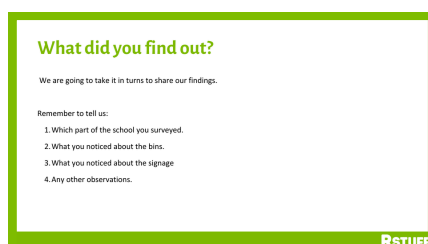
## Slides 14

Put pupils in pairs & tell them which area they are surveying.

Distribute the survey worksheet (**See resources booklet**)

Give them a time to return to the classroom.

Option: you may want to take photos of the bins and signage around the school so you have before and after photos to show the improvements you make.



## Slides 15

Share the findings and summarise the issues.



## Slides 16


Share ideas to improve recycling.

Use the action plan template in the resources booklet to record the changes you will be making.



## Slides 17

Bring the session to a close.



## Notes

RECOUP  
1 Metro Centre  
Wellbeck way  
Peterborough  
PE2 7UH

[recoup.org](http://recoup.org)

**RSTUFF**  
Our stuff. Our responsibility.

[rstuff.uk](http://rstuff.uk)  
[rstuff@recoup.org](mailto:rstuff@recoup.org)